


PARKSIDE ANIMAL HOSPITAL e-NEWSLETTER

Susan Boeving, D.V.M.
Kaye Wigginton, D.V.M.
Rita Ruple, D.V.M.



1780 Rufe Snow Drive
Keller, Texas 76248
817-281-1111
FAX: 817-281-2917

WELCOME to the 11th edition of Parkside Animal Hospital's monthly newsletter:

July 2009, Vol. 2, No. 7

Look forward to health care tips and information, including services available for your pet; product rebates/promotions and much more, coordinating with the Parkside Animal Hospital website: www.parksideanimalhospital.com

Some of the many pets recently seen at Parkside!



Gus



Sara



Mom Not2Be



Raleigh



Abby



Brazos



Scout



Castello



Koby



Heidi



Gabby



Toby



Lilly




Sheriff



Boomer




Guinness



Charlie



Sophie



Saxon




BB



Precious



Molly



Boots



Ella

PARKSIDE ANIMAL HOSPITAL e-NEWSLETTER

Susan Boeving, D.V.M.
Kaye Wigginton, D.V.M.
Rita Ruple, D.V.M.



1780 Rufe Snow Drive
Keller, Texas 76248
817-281-1111
FAX: 817-281-2917

Traveling? Consider your pet..

If you're a pet owner planning a business trip or vacation, the decision to take your pet along or leave him behind is an important one for both you and your companion. While it may be tempting to take your furry friend with you, keep in mind that some animals are not suited for travel because of temperament, illness, or physical impairment. If you have any doubts about whether it is appropriate for your pet to travel, **talk to your veterinarian.**

If you determine it is best for your pet to accompany you, you will need to devote extra time to prepare for the journey. For example, you'll need to have all of the supplies necessary to keep your pet comfortable while he's away from home, and you'll need to familiarize yourself with any pet-related restrictions or requirements imposed by airlines, destination countries or states, hotels, etc. Planning ahead for traveling with a pet will help make the journey a safe and enjoyable one for both you and your companion.

Two websites that might be helpful are: www.TRIPSwithPETS.COM and www.PETSWELCOM.COM. Information available includes pet friendly hotel chains (25,000+ hotels alone), airline pet policies including phone numbers, and tips for travel by car, air and safe boating with pets suggestions.

If you decide that your pet should not travel, consider the alternatives: Have a responsible friend or relative look after your pet, board your animal at a kennel, or hire a pet sitter.

If a friend or relative is going to take care of your pet, ask if that person can take your animal into his or her home, rather than keeping them outside. Animals can get lonely when left alone or may find a way to escape or injure themselves. Be sure that your pet is comfortable with the temporary caretaker and his or her home, and any pets that person has or pets that will visit during the same time frame.

If you choose to board your pet, get references and inspect the kennel. There is a list of area boarding facilities, pet sitters and their phone numbers on the Parkside website under the BOARDING FACILITIES tab.

If you are hiring a pet sitter, interview the candidates and check their references. (A pet sitter may be preferable if your pet is timid or elderly and needs the comfort of familiar surroundings during your absence.) If your pet has medical issues, call Parkside Animal Hospital for additional suggestions.

Whatever option you choose, your pet should be up-to-date on all vaccinations and in sound health. . If you arrange for someone to care for your pet while you are away:

- Provide the caretaker with the telephone number where you can be reached **at all times** while you are gone.
- Provide the caretaker with the name and telephone number of your veterinarian.
- Notify your veterinarian of who is caring for your pet, and if they are authorized to seek care for your pet, should it be needed.
- Provide the caretaker with your pet's medical or dietary needs and food and detailed instructions for feeding and medications.
- Have your pet micro-chipped and notify Home Again (or whoever monitors your pet's chip) of a temporary change in phone numbers to be called. (it does no good for them to be calling your home if no one is there should your pet be lost.)
- Have ID tags on well fitted collars and harness. **PUT THESE ON YOUR PET.** Supply a leash for your caretaker to use, should your pet ever be outside their home or securely fenced yard. Some pets are escape artists; and nearly all will be somewhat unsettled in your absence and in their new surroundings. Extra caution is appropriate.

(continued)

PARKSIDE ANIMAL HOSPITAL e-NEWSLETTER

Susan Boeving, D.V.M.
Kaye Wigginton, D.V.M.
Rita Ruple, D.V.M.



1780 Rufe Snow Drive
Keller, Texas 76248
817-281-1111
FAX: 817-281-2917

Pets traveling WITH you?

Hopefully you have already trained your pet to travel comfortably by car. If not, begin immediately. The following steps work for many pets.

- Allow your pet to sit with you in your parked car. Best if car not running initially, however this may not be possible in our present high summer heat. Allow the pet to explore the vehicle, while you give praise and treats. Once the pet is at ease, start the vehicle and allow the pet to get comfortable in the car with the motor running.
- Take your pet on short trips and work up to longer ones. Destinations should be FUN places, like a park or a friend's house, not just to the vet, otherwise your pet may associate the car with negative experiences (however many love going to the vet!).
- **IMPORTANT:** your pet should be wearing a well ID-ed collar and harness with drag leash attached to the harness, not the collar. **DO NOT OPEN THE DOOR** to your vehicle unless the leash is firmly attached to the harness and firmly in your hand. Animals spook easily and many an animal is lost, injured or killed leaping from a vehicle or from your arms. We strongly recommend all animals be transported in properly sized crates or be belted into well-fitted pet safety harnesses.
- If your pet is prone to high anxiety or prone to motion/car sickness, call your veterinarian for further suggestions.

Additional travel tips:

- Take a copy of your pet's **RABIES CERTIFICATE** and **VACCINATION HISTORY** and a **RECENT GOOD PHOTOGRAPH** of your pet with you, in a readily accessible place in your vehicle. Many states require the rabies certificate, (the tag may be insufficient) when pets are traveling through; and a vaccination/medical history may be important to have should your pet require veterinary care. You can always call Parkside Animal Hospital, 817-281-1111 and we will fax your pet's records, if needed; but if you already have them.. so much the better. A photograph will be invaluable should your pet become lost during your trip.
- Plan on plenty of pit stops along the way, so your pet may potty and can rehydrate with small amounts of cool water. **DO NOT OPEN THE DOOR** to your vehicle until the leash is firmly attached to the harness and firmly in your hand.
- Pack a bag for your pet, too! **FOOD:** carry your pet's food with you. "People food" or unfamiliar food may stress a digestive system already on tilt. **WATER:** some pets adjust easily to changes in water, some don't. Bottled water helps reduce GI upset. **MEDICATIONS:** in their proper containers with tight-fitting lids and in zip loc bags or Tupperware containers so your pet or other pets/children cannot gain access. **TOYS, WATER and FOOD BOWLS,** toys, poo-baggies, and grooming tools are other suggestions. If your pet has a tendency for motion/car sickness, piddle pads, towels and cleaning supplies are also suggested.
- **NEVER LEAVE YOUR PET IN A PARKED CAR!** Temperatures skyrocket in seconds even with the window(s) "cracked" and even on an overcast day. See symptoms of **HEAT STROKE** later in this newsletter.
- **DO NOT** allow your pet to put its head out of the window. Debris may strike your pet or injure his eyes; or his eyes can become dry and irritated. Also a pet may leap from the vehicle or be hit by a vehicle that passes too closely.

(continued)

PARKSIDE ANIMAL HOSPITAL e-NEWSLETTER

Susan Boeving, D.V.M.
Kaye Wigginton, D.V.M.
Rita Ruple, D.V.M.



1780 Rufe Snow Drive
Keller, Texas 76248
817-281-1111
FAX: 817-281-2917

- Do not let your pet sit on your lap, as this can cause safety issues for you (accident) or injury for your pet should you need to brake suddenly or swerve. We strongly recommend pets be transported in crates or be secured in property fitted travel safety harnesses.
- NEVER allow your pet to ride in the back of a pick-up. We see several pets a year killed or seriously injured from being thrown or drug while riding loose or tethered in the back of a pick-up or leaping from the vehicle while it is moving.

Plan ahead, so that destinations and stops along your way are pet friendly, safe and supportive. Even so, at each stop, inspect rooms for poisons reachable by your pets (ant, rat, roach traps) and if you leave your pet in the room unattended, leave them in a crate, with the TV or radio on and the DO NOT DISTURB sign on the door, and do not leave them for long, as pets may become anxious left unattended in a strange environment.

If taking your pet to the home of a friend or relative, make sure they know the pet is coming. Be watchful for items that might be dangerous to your pet, ie. candy/chocolate left assessable, sugar free gum (any amount of XYLITOL consumed by a dog is a life-threatening emergency situation... get your pet to a vet or pet ER facility immediately!). Your host/hostess may be unfamiliar or unaware of dangers to your pet, may not be attentive to open doors or unsecured gates or the danger of pools to your pet. Be watchful and pro-active, so that tragedy does not mar your summer holiday.

Should you be hosting visitors this summer, have suitcases and purses/bags secured, so that chocolate, medications or other dangers not be assessable to your pets. Watch pets around your pool.. they may not be familiar with pools, can fall in and drown in moments.

Awareness and planning will help insure a FUN vacation experience for you and your pet.



SIGNS OF HEAT STROKE


- Heavy panting and excessive drooling or salivation.
- Rapid pulse, lethargy disorientation or collapse.
- High body temperature. Take temp rectally as this is the most accurate. Ask your vet for your pet's healthy temperature.
- Vomiting or diarrhea.
- White or blue gums.

If your pet is suffering from heat stroke, place them in the shade immediately or get them indoors. If they are conscious, offer small amounts of water and apply cool water with a sponge or washcloth to their face, paws, underarms and groin/belly area.

Take them to a veterinarian, animal clinic or pet emergency facility as quickly as possible.

PARKSIDE ANIMAL HOSPITAL e-NEWSLETTER

Susan Boeving, D.V.M.
Kaye Wigginton, D.V.M.
Rita Ruple, D.V.M.



1780 Rufe Snow Drive
Keller, Texas 76248
817-281-1111
FAX: 817-281-2917

HOT WEATHER and YOUR PET..

- Overheating (heat prostration) can kill an animal. Never leave an animal alone in a vehicle, since even with the windows open, a parked car, truck or van can quickly become a furnace. Parking in shade offers little protection, as the sun shifts during the day. When traveling, carry a gallon thermos filled with fresh, cold water.
- Don't force your animal to exercise after a meal in hot, humid weather. Always exercise him or her in the cool of the early morning or evening.
- In extremely hot weather, don't leave your dog standing on the street, and keep walks to a minimum. He is much closer to the hot asphalt and his body can heat up quickly. **Paws can burn since they are not protected by shoes.**
- Never take an animal to the beach unless you can provide a shaded spot and plenty of fresh water for her to drink. Rinse her off after she has been in salt water.
- Always provide plenty of shade for an animal staying outside the house. A properly constructed dog house serves best. Bring your dog or cat inside during the heat of the day and let her rest in a cool part of your house. Always provide plenty of cool, clean water for your animal.
- Please be sensitive to old and overweight animals in hot weather. Brachycephalic (snub-nosed) dogs (especially bulldogs, Pekingese, Boston terriers, Lhasa Apsos and Shih Tzus) and those with heart or lung diseases should be kept indoors in air-conditioning as much as possible.
- Keep a current license and identification tag on your dog or cat and consider micro-chipping as a means of permanent identification.
- Avoid walking your dog in areas that you suspect have been sprayed with insecticides or other chemicals, as poisonings increase during the summer when gardens, lawns and trees are sprayed. These chemicals can sicken or kill an animal. Call your veterinarian or The ASPCA National Animal Poison Control Center (ASPCA/NAPCC) if you suspect your animal has been poisoned.
- Be alert for coolant leaking from your vehicle. Animals are attracted to the sweet taste of coolant and ingesting just a small amount can cause an animal's death. Consider using animal-friendly products that use propylene glycol rather than those containing ethylene glycol.
- A clean coat can help to prevent summer skin problems, so keep your dog or cat well groomed. If he has a heavy coat, shaving your dog's hair to a 1-inch length will help prevent overheating. Don't shave a dog's hair down to the skin; this robs him of protection from the sun. A cat should be brushed frequently to keep his coat tangle-free.
- Some dogs enjoy playing in a "kiddie" wading pool. Do not leave pet unattended and make sure they can get out of the pool easily. This is a great opportunity for memorable photos, too!

"Dogs are not our whole life, but they make our lives whole." -Roger Caras

**"Cat whiskers are so sensitive, they can find their way through
the narrowest crack in a broken heart."** - Anonymous

Friendly faces, caring hearts

PARKSIDE ANIMAL HOSPITAL

1780 Rufe Snow Drive Keller, Texas 76248

817-281-1111

www.parksideanimalhospital.com

Full Service Veterinary Care – Laser Surgery – Dental Care – Radiographs & Dental Xray – Grooming

www.parksideanimalhospital.com